




ARCHITECTURAL
GRATES + DRAINS



100Tii20MTL

Tile Insert Drain



All stainless steel drainage unit made to specified length with specified outlet position.

The 100Tii20 is a Tile Insert Drain manufactured from 1.5mm thick 316 marine grade stainless steel.

Suitable for tiles up to 10mm thick.

The maximum length of the tile insert will be 1200mm in one piece, channels longer than 1200mm will have inserts in multiple equal sections

Code 100Tii20MTL

Range 100

Grate Style Ti

Category Made-to-Length


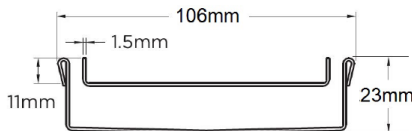
Channel Material Stainless Steel

Steel Grade 316

SPECIFICATIONS + DIMENSIONS

Channel Width	106mm
Channel Depth	23mm
Length(s)	As Required
Outlet Size	DN40, DN50, DN65, DN80, DN100

STORMTECH COLOUR FINISHES



Electroplate finishes subject to natural variation with time and local environment. Factors such as pools/surf beaches may require electropolishing. Contact us for suitability.

Grates longer than 1500mm supplied in sections. Tile Inserts longer than 1200mm supplied in sections. Channels over 3000mm supplied in sections with joiner. +/-2mm tolerance on dimensions.

PRODUCT APPLICATIONS

- Bathroom Drainage
- Aged / Health Care Drainage
- Balcony Drainage
- Commercial Drainage
- Hospitality Drainage
- Paved Area Drainage
- Shower Drainage
- Multi-Residential Drainage
- Special Needs Drainage
- Wet Area Drainage

Copyright © Stormtech Pty Ltd. Patent 733361. Drawings not to scale, please use dimensions shown. Downloaded 31/05/2026 (please check for updates)



Visit stormtech.com.au
for tools + inspiration.

Phone **1300 653 403**

Email info@stormtech.com.au