




ARCHITECTURAL  
GRATES + DRAINS



# Tii-MTS

## Tile Insert Drain



Made to Size stainless steel Tile Insert drainage system with stainless steel channel.

Tile Insert Drain manufactured from 1.5mm thick 316 marine grade stainless steel.

**Code** Tii-MTS

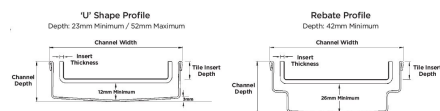
**Range** Custom Fabrication

**Grate Style** Ti

**Category** Custom Made


**Channel Material** Stainless Steel

**Steel Grade** 316



Grates longer than 1500mm supplied in sections. Tile Inserts longer than 1200mm supplied in sections. Channels over 3000mm supplied in sections with joiner. +/-2mm tolerance on dimensions.

### STORMTECH COLOUR FINISHES



Electroplate finishes subject to natural variation with time and local environment. Factors such as pools/surf beaches may require electropolishing. Contact us for suitability.

### PRODUCT APPLICATIONS

Bathroom Drainage  
Aged / Health Care Drainage  
Balcony Drainage  
Commercial Drainage  
Hospitality Drainage  
Shower Drainage

Multi-Residential Drainage  
Special Needs Drainage  
Threshold Drainage  
Wet Area Drainage

Copyright © Stormtech Pty Ltd. Patent 733361. Drawings not to scale, please use dimensions shown.  
Downloaded 20/07/2025 (please check for updates)



Visit **stormtech.com.au**  
for tools + inspiration.

Phone **1300 653 403**

Email **info@stormtech.com.au**